



Knowledge Exchange Seminar Series (KESS)

...is a forum that encourages debate on a wide range of research findings, with the overall aim of promoting evidence-based policy and law-making within Northern Ireland



Zero Hours Contracts, Job Quality and Impacts on Workers

Duncan McVicar
Queen's Management School
Queen's University Belfast
KESS 25/1/2017



More than 900,000 UK workers now on zero-hours contracts

Belfast Telegraph

Northern Ireland has smallest rate of zero-hours contracts



Number of zero-hours contracts reaches 1.4m

THE IRISH NEWS

16,000 people in north employed on zero hours contracts



Number of workers on zero-hours contracts up by 19%

FINANCIAL TIMES

Zero-hours workers suffer £1,000 'precariousness penalty'

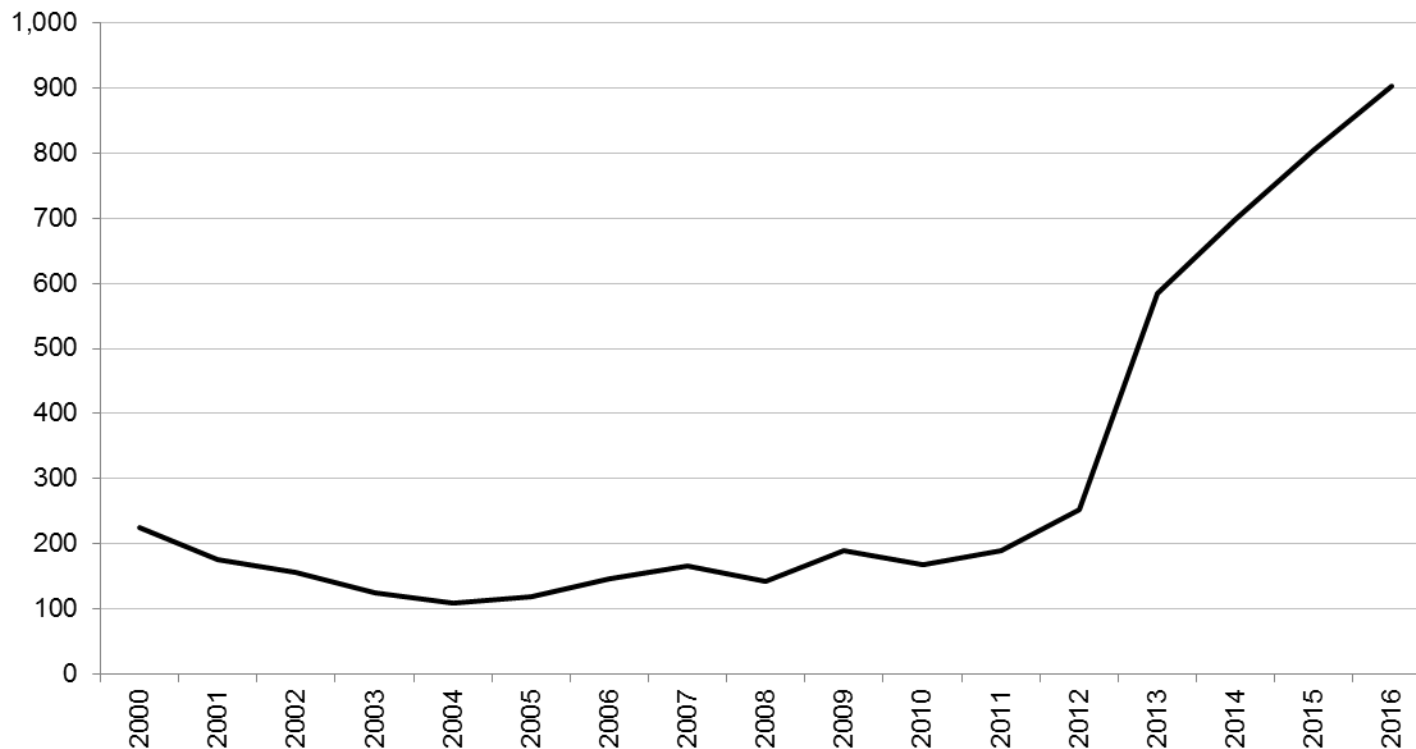


Outline / Questions

- What do we know about the *prevalence* of ZHCs?
 - What do we (really) know about ZHC growth?
 - Who are the ZHC workers and where do they work?
 - What do we know about ZHC prevalence in NI?
- What do we know about the *quality* of ZHC jobs?
 - Is there a wage penalty / premium for ZHC jobs?
 - Do ZHC workers report lower job satisfaction?

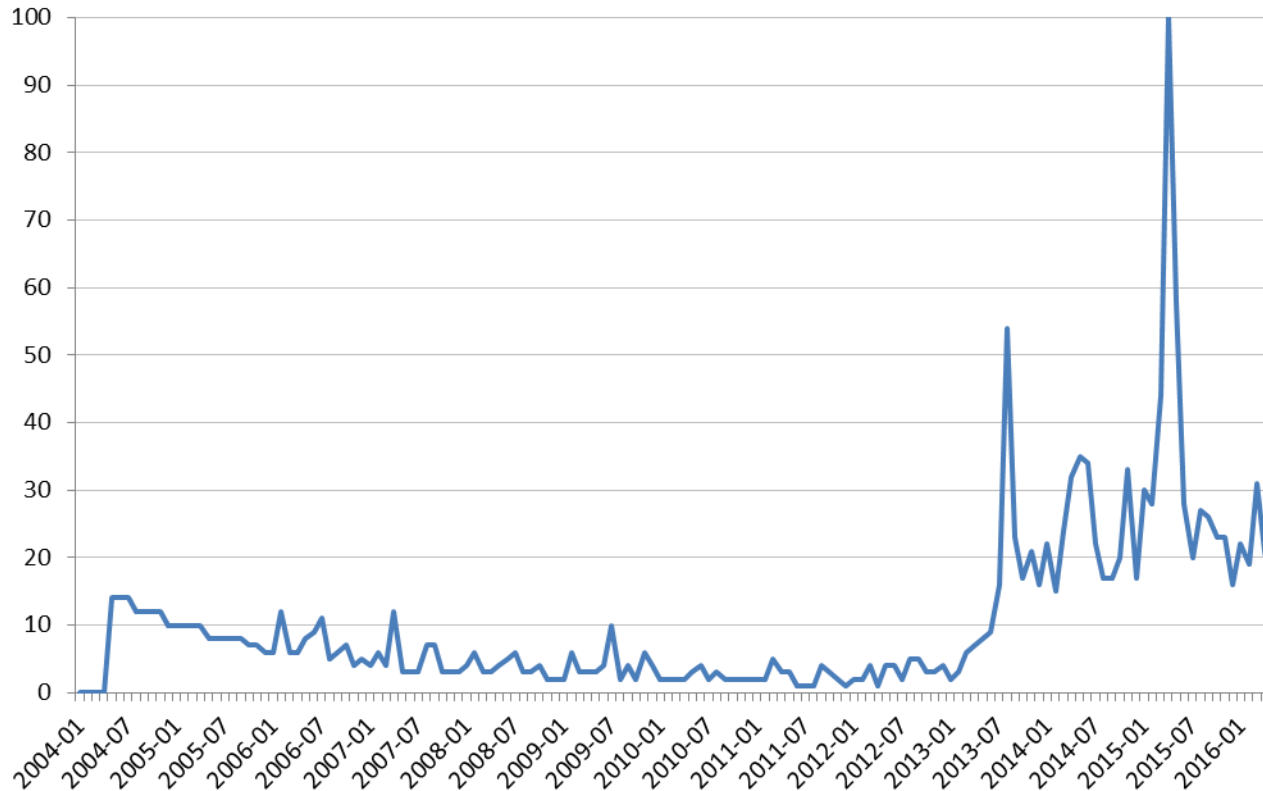
Growth of ZHCs, UK (Source: ONS)

**In employment on a zero hours contract
(thousands)**

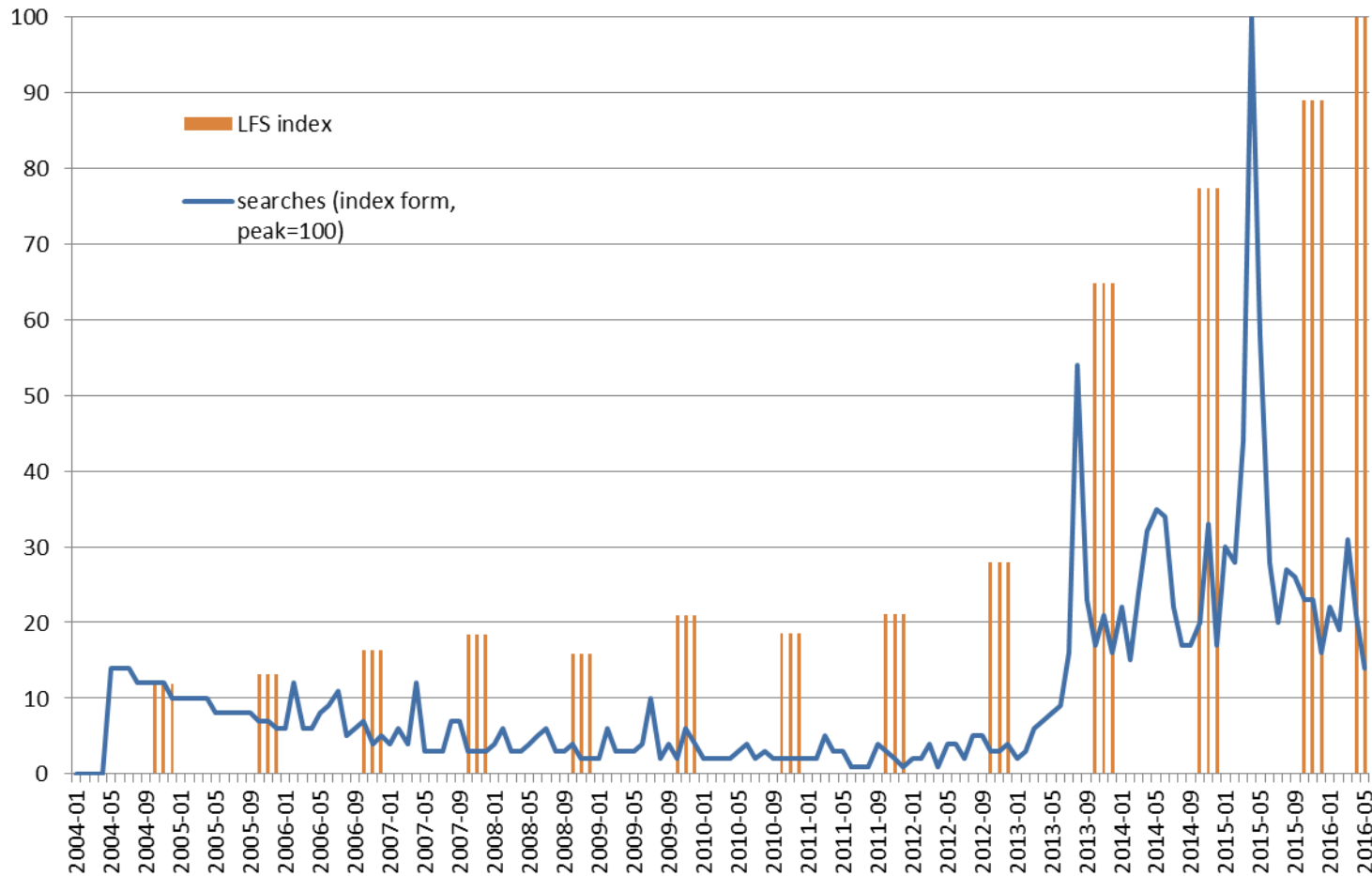


Awareness of ZHCs: Google Trends

Searches for 'zero hours contracts' (index form,
peak=100)

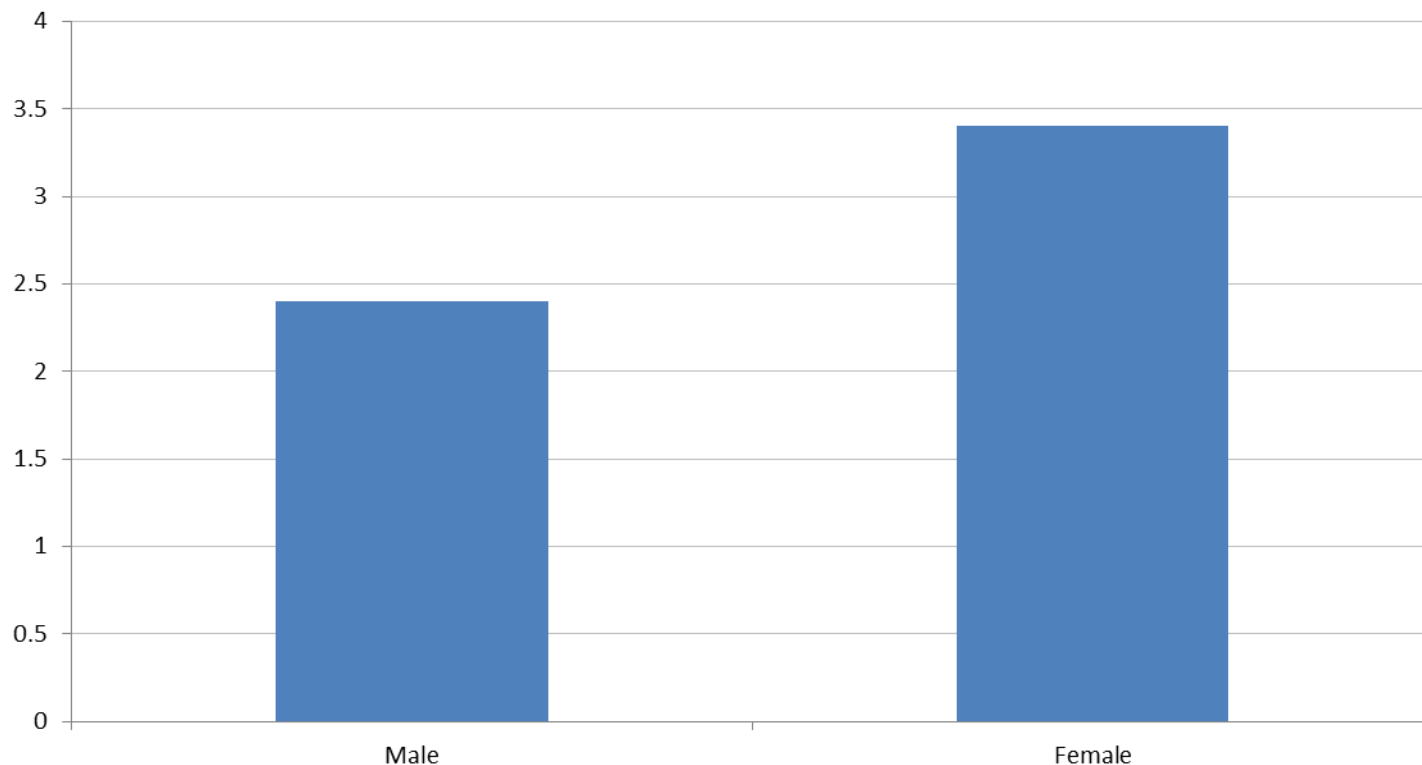


Which came first? ZHCs or media?



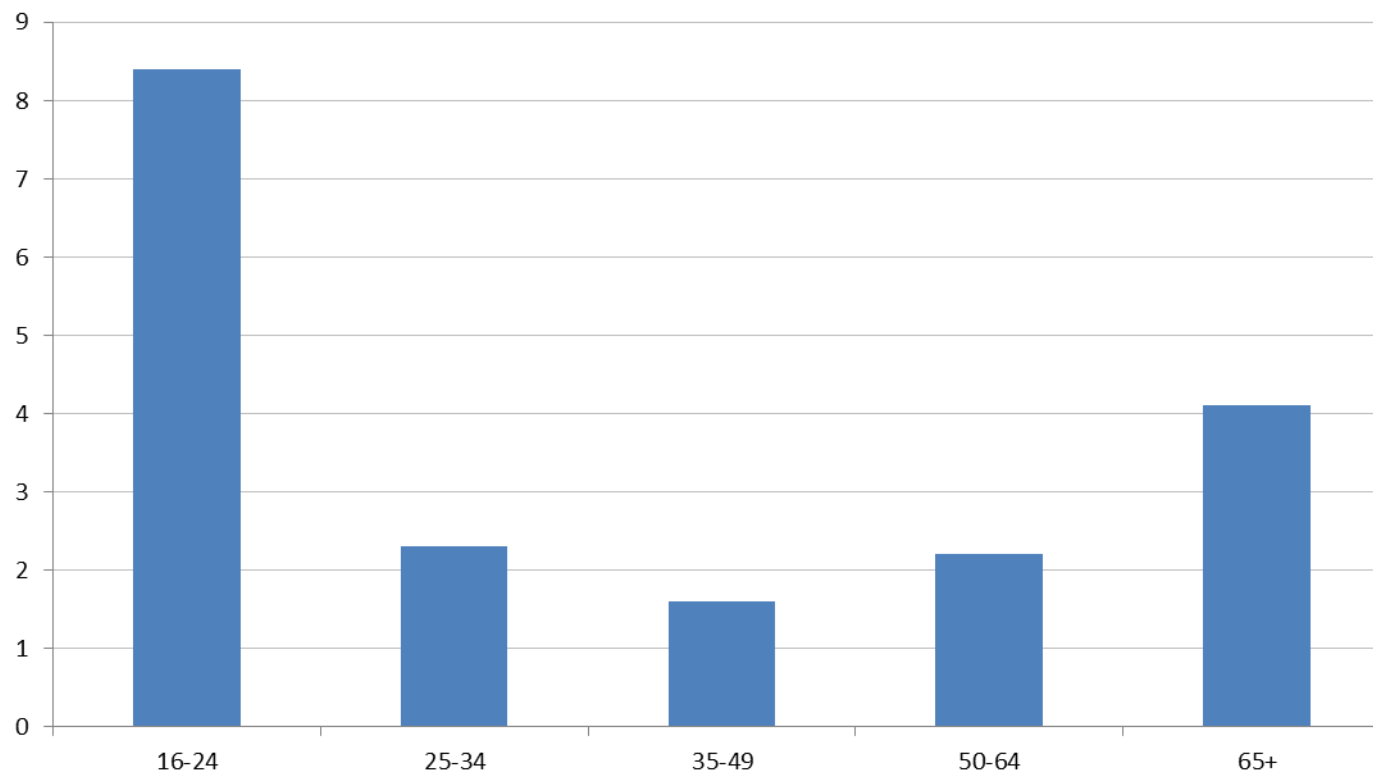
Who are the ZHC workers?

per cent of those in employment who are on a zero hours contract (Source: ONS)



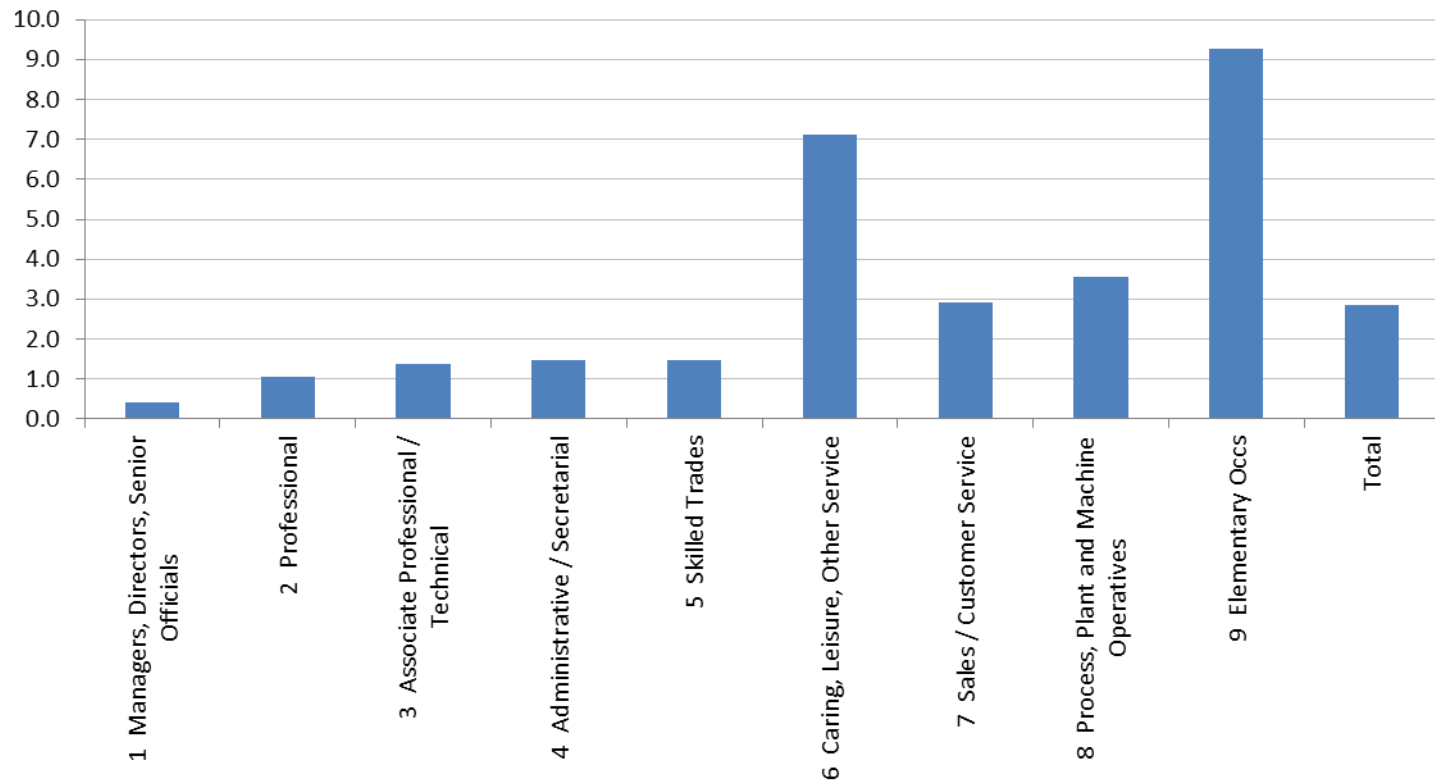
Who are the ZHC workers?

per cent of those in employment who are on a zero hours contract (Source: ONS)



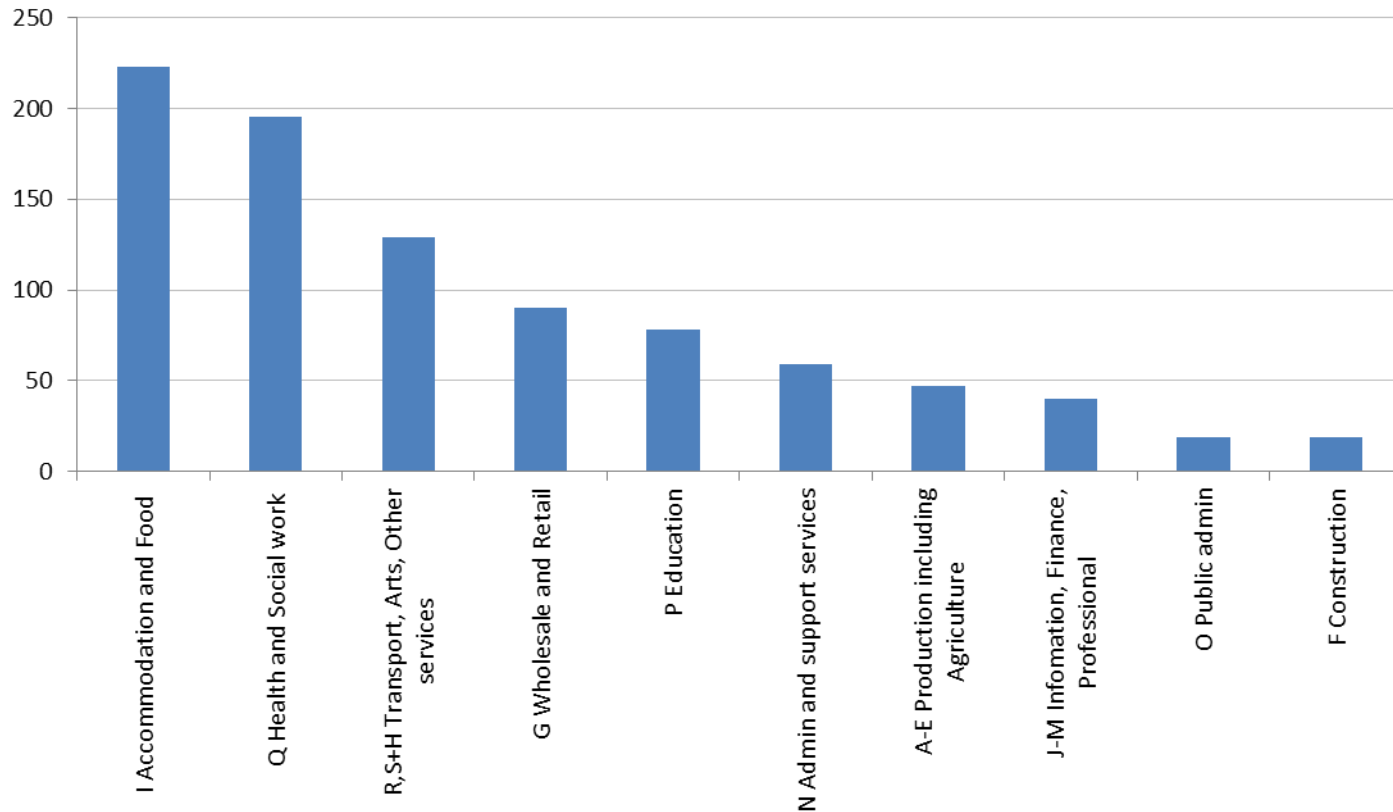
Who are the ZHC workers?

Per cent of people in employment who are on a zero hours contract (Source: ONS)



Which industries use ZHCs most?

In employment on a zero hours contract (thousands)



ZHC Prevalence in Northern Ireland, 2015Q2 (Source: ONS)

	In employment on a zero hours contract (thousands)	Per cent of people in employment who are on a zero hours contract	Statistical Reliability
UK	747	2.4	*
England	648	2.5	*
North East	31	2.7	****
North West	88	2.7	***
Yorkshire and The Humber	53	2.1	***
East Midlands	65	2.9	***
West Midlands	79	3.1	***
East of England	65	2.2	***
London	96	2.2	***
South East	96	2.2	***
South West	75	2.8	***
Wales	40	2.8	***
Scotland	51	1.9	***
Northern Ireland	-	-	

ZHC Prevalence in Northern Ireland, 2016Q2 (Source: ONS)

	In employment on a zero hours contract (thousands)	Per cent of people in employment who are on a zero hours contract	Statistical Reliability
UK	903	2.9	*
England	768	2.9	*
North East	34	2.8	****
North West	102	3.0	***
Yorkshire and The Humber	87	3.4	***
East Midlands	83	3.6	***
West Midlands	79	3.0	***
East of England	72	2.3	***
London	95	2.1	***
South East	127	2.8	***
South West	90	3.3	***
Wales	42	2.9	***
Scotland	78	3.0	***
Northern Ireland	16	1.9	****

ZHCs in NI: Extrapolated by Industry

Sector	NI employees	UK ZHC proportion	Implied number of ZHC workers in NI
A-E: Production & Agri	103,310	0.012	1239.72
F: Construction	30,090	0.008	240.72
G: Wholesale & Retail	125,860	0.022	2768.92
RSH: Transport, Arts & Other Services	55,580	0.037	2056.46
I: Accommodation & Food	45,310	0.13	5890.3
J-M: Info, Fin & Prof	73,480	0.008	587.84
N: Admin & Support	52,310	0.038	1987.78
O: Public Admin	49,810	0.009	448.29
P: Education	70,160	0.023	1613.68
Q: Health & Social Work	126,530	0.045	5693.85
Total	732,440		<u>22,528</u>

ZHCs and wages (Source: TUC 2014)

	Average gross weekly pay	Average gross hourly pay	Median hourly pay
All employees	£467.30	£13.23	£10.60
Permanent workers	£478.51	£13.39	£10.78
Temporary workers	£290.98	£10.77	£8.14
Agency workers	£387.42	£10.93	£8.33
ZHC workers	£247.15	£8.83	£6.86

ZHCs and wages

- Recent Resolution Foundation research for the UK shows:
 - ZHC workers earn 38% less per hour than permanent employees
 - Four fifths of this gap is explained by factors such as age, gender, experience, education, occupation, industry and tenure
 - But one fifth of this gap – 6.6 per cent, or 93p per hour – is not explained by these factors
 - For a typical ZHC worker, working 21 hours per week, this wage penalty amounts to £1000 per year

ZHCs and job satisfaction

- Do ZHC workers trade-off lower pay and job insecurity for greater flexibility or a foot on the ladder?
- If so we'd expect ZHC workers to be no less satisfied in their jobs than other (similar) workers
- Internationally, research evidence suggests workers in casual-type jobs are less happy with their jobs
- UK studies also suggest workers in casual and seasonal jobs report lower levels of job satisfaction
- The only published estimate of job satisfaction for ZHC workers vs. others suggests no difference (CIPD 2013)

Conclusions

- These questions about ZHCs matter for employers, for workers, for government
- In particular consider draft PfG Outcome 6 (More and Better Jobs) and the proposed “Better Jobs Index”
- Bottom line: we know enough about ZHCs to know that we don’t know enough about ZHCs
- How to move forward in NI?
 - Can we make better use of existing data?
 - Can we add question(s) about ZHCs and other non-standard job types to existing surveys?
 - Can we learn more about the quality of ZHC jobs and their impacts on workers (to build an evidence base)?



Northern Ireland
Assembly



The Open
University



Knowledge Exchange Seminar Series (KESS)

...is a forum that encourages debate on a wide range of research findings, with the overall aim of promoting evidence-based policy and law-making within Northern Ireland