



Department of
Finance

An Roinn

Airgeadais

www.finance-ni.gov.uk

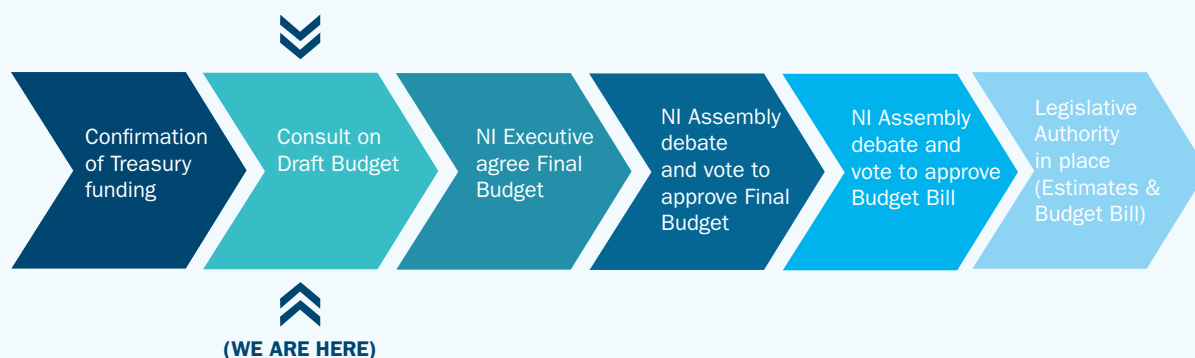
DRAFT BUDGET 2026-2029/30 FACTSHEET



DRAFT BUDGET 2026-2029/30

A public consultation on the Finance Minister's proposed draft Budget launched on 6 January 2026 and will close on 3 March 2026.

Further information to supplement this Fact Sheet, including additional financial tables, are available in the Finance Minister's [Written Ministerial Statement](#) to the Assembly. Once concluded the consultation responses will be collated and analysed and form part of the Executive's considerations when agreeing a final Budget for 2026-29/30.



2026-29/30 OVERALL PUBLIC SPENDING

We use specific terminology for the Budget.

DEL stands for Departmental Expenditure Limits. This is the funding the Executive has control over and can decide how to use. It is split into Resource DEL (RDEL) which is day-to-day spending (wages, utility bills etc) and Capital DEL (CDEL) which is investment in assets (buildings vehicles etc).

CDEL includes money we use for loans to the private sector. We call this category Financial Transactions Capital or FTC.

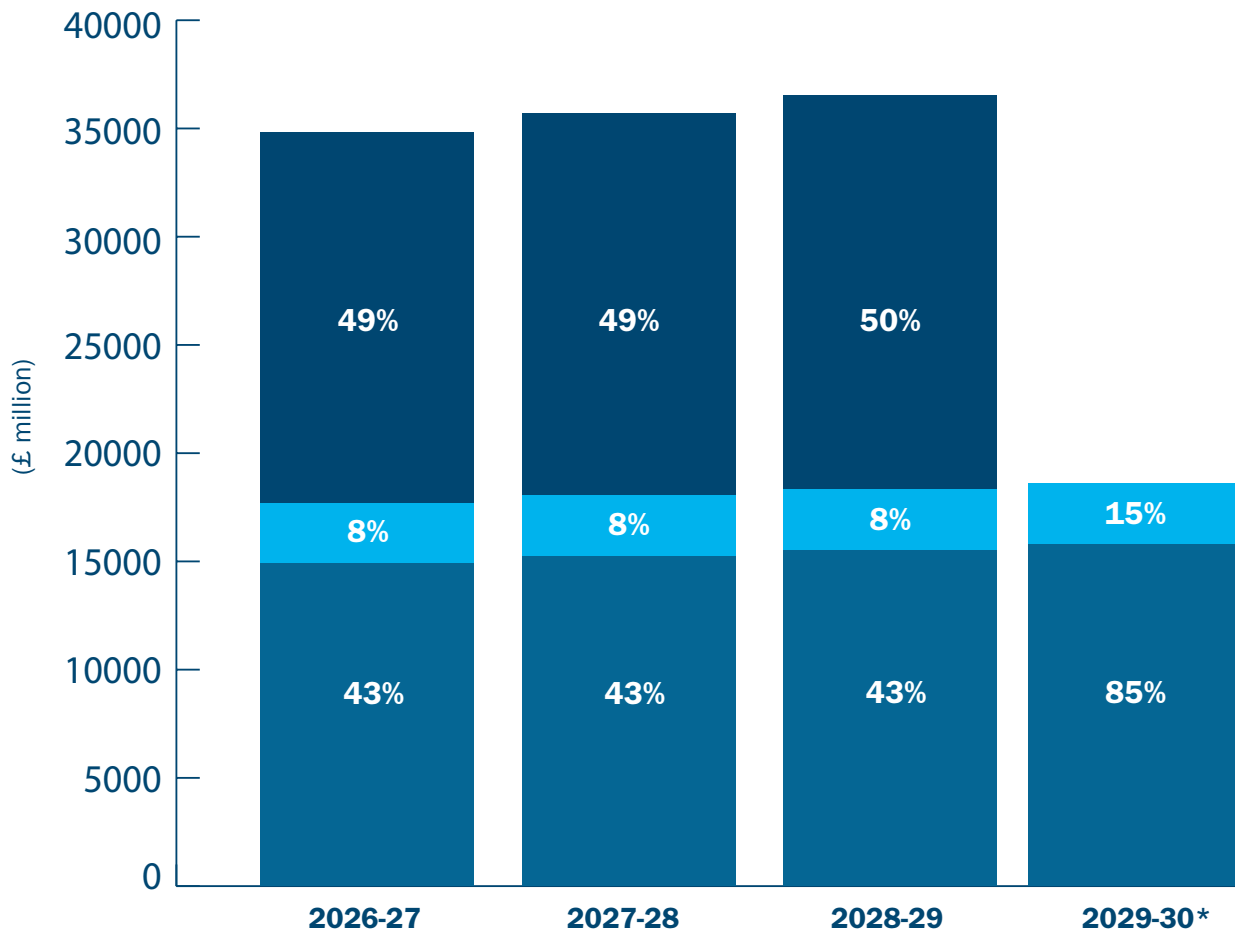
AME is the part of the budget provided by Treasury that is spent on things like pensions, welfare, and debt interest payments. These are areas where demand can vary, so budgets are not set in advance. The Executive's Budget and therefore, this document, focuses on DEL budgets.

The Chancellor's Spending Review in June provided the Executive with its RDEL spending limits for each of the three financial years 2026-27 to 2028-29 and CDEL for four years (2026-27 to 2029-30). The draft Budget will cover the same period.

The additional funding announced as part of Autumn Budget will be formally allocated as part of final Budget and is not included in the draft Budget. The draft Budget indicates how this funding could be allocated.

OVERALL PUBLIC SPENDING

2026-29/30



*No Resource DEL for 2029-30

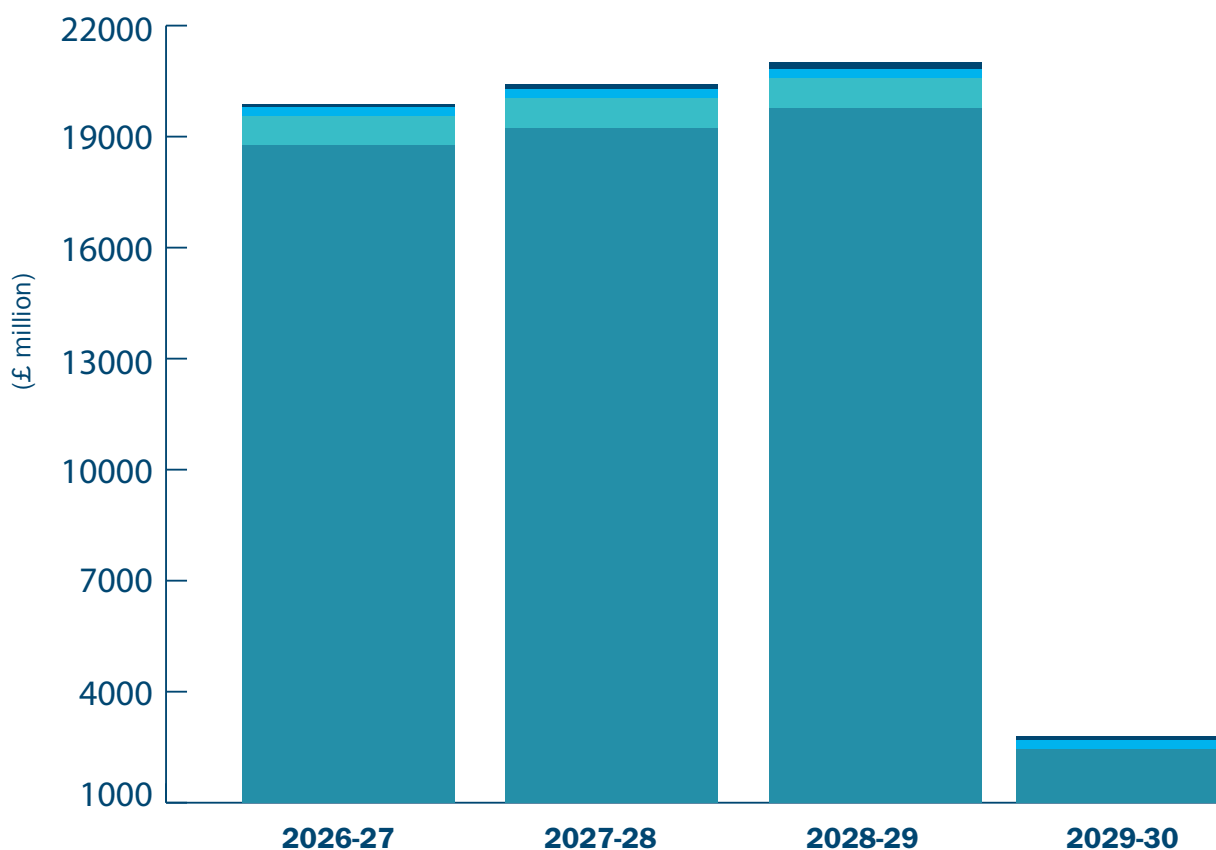
THE NI EXECUTIVE'S SPENDING ENVELOPE

The Executive must make decisions on annual budgets of £19.9 billion, £20.4 billion, and £21.0 billion for the financial years 2026-27, 2027-28 and 2028-29 respectively.

For the financial year 2029-30, only Capital funding was allocated in the Spending Review and the Executive must make Capital budget decisions for this year of £2.8 billion.

Across the Budget period, almost 94% of the Executive's funding is provided by the Treasury through the Block Grant. Additional contributions come from Regional Rates (around 4%), Borrowing (just over 1%), and the Irish Government towards the A5 project (less than 1%). These resources support the delivery of public services and capital investment throughout Northern Ireland.

The chart below shows funding sources for the draft budget.



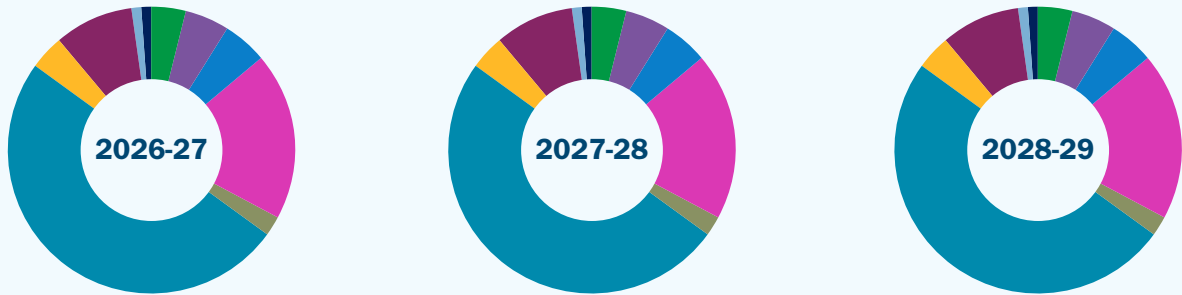
Notes:

* This is net of income received directly by departments e.g. from fees and charges

PROPOSALS ON HOW TO SPEND MONEY OVER THE PERIOD

Resource DEL

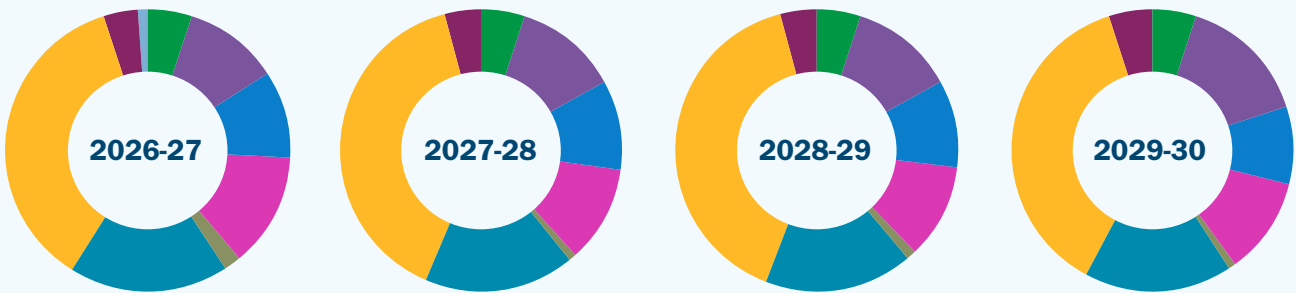
'Resource' funding is money we can use to pay people's wages, to run schools and hospitals, to help businesses and charities, or to look after our environment.



- Agriculture, Environment and Rural Affairs
- Health
- Communities
- Infrastructure
- Economy
- Justice
- Education
- The Executive Office
- Finance
- Non-Ministerial Departments

Capital DEL

'Capital' funding is money we can use to spend on buildings, houses, roads, hospitals and schools and other assets.





- Agriculture, Environment and Rural Affairs
- Health
- Communities
- Infrastructure
- Economy
- Justice
- Education
- The Executive Office
- Finance
- Non-Ministerial Departments

HOW MUCH WOULD BE SPENT PER PERSON UNDER THESE PROPOSALS

TOTAL RESOURCE SPEND PER HEAD*


2026-27
£8,713


2027-28
£8,894



2028-29
£9,044




2026-27	£348
2027-28	£354
2028-29	£356




2026-27	£476
2027-28	£486
2028-29	£494




2026-27	£421
2027-28	£430
2028-29	£434




2026-27	£1,674
2027-28	£1,705
2028-29	£1,744




2026-27	£4,375
2027-28	£4,446
2028-29	£4,526



2026-27	£338
2027-28	£350
2028-29	£357



2026-27***	£751
2027-28	£771
2028-29	£784



2026-27	£331
2027-28	£351
2028-29	£349

*per head of population based on national population projections - Office for National Statistics

**Finance, The Executive Office and non-Ministerial Departments


***excludes costs relating to PSNI data breach

HOW MUCH WOULD BE SPENT PER PERSON UNDER THESE PROPOSALS

TOTAL CAPITAL SPEND PER HEAD*


2026-27
£1,358


2027-28
£1,380


2028-29
£1,389



2029-30
£1,353




2026-27	£63
2027-28	£67
2028-29	£65
2029-30	£62




2026-27	£152
2027-28	£164
2028-29	£165
2029-30	£208




2026-27	£141
2027-28	£139
2028-29	£137
2029-30	£122



2026-27	£183
2027-28	£146
2028-29	£150
2029-30	£149




2026-27	£239
2027-28	£238
2028-29	£234
2029-30	£233



2026-27	£486
2027-28	£537
2028-29	£556
2029-30	£494



2026-27	£61
2027-28	£60
2028-29	£58
2029-30	£63



2026-27	£32
2027-28	£28
2028-29	£23
2029-30	£23

*per head of population based on national population projections - Office for National Statistics

**Finance, The Executive Office and non-Ministerial Departments

Departmental year on year Capital spending may not be consistent due to the timing and profiles of individual projects.

YEAR ON YEAR CHANGE IN DAY-TO-DAY SPEND PER HEAD (£'s) IN THE PROPOSED DRAFT BUDGET

DAY TO DAY SPENDING	2025-26	2026-27	YEAR ON YEAR CHANGE	2027-28	YEAR ON YEAR CHANGE	2028-29	YEAR ON YEAR CHANGE
Agriculture, Environment and Rural Affairs	310	348	38	354	6	356	2
Communities ¹	485	476	-10	486	11	494	8
Economy	414	421	6	430	10	434	4
Education	1,669	1,674	4	1,705	32	1,744	39
Finance ²	125	147	22	158	11	155	(2)
Health	4,350	4,375	25	4,446	71	4,526	80
Infrastructure	330	338	8	350	12	357	7
Justice ³	732	751	19	771	19	784	14
The Executive Office	124	112	-12	119	7	119	0
Non-Ministerial departments	67	72	5	75	3	75	0
TOTAL	8,606	8,713	106	8,894	181	9,044	151

Totals may not add due to rounding

Includes earmarked funding (Windsor Framework not included in 2025-26).

¹DfC decrease in 2026-27 is partially due to increasing proportion of Housing Benefit Rates moving to DoF.

²The change in DoF reflects two factors: a phased shift to DoF issuing more Housing Benefit Rates Rebate under Universal Credit (previously paid by DfC) and rising costs of providing that support.

³DoJ 2026-27 excludes costs relating to PSNI data breach.

ONS projections show the population increasing from 1,933,375 in 2025-26 to 1,945,254 in 2028-29 ([Principal projection - Northern Ireland summary - Office for National Statistics](#)).

2025–26 spend per head figures differ from Budget 2025-26 publications, reflecting updated population estimates.

YEAR ON YEAR CHANGE IN DAY-TO-DAY SPEND PER HEAD (£'s) IN THE PROPOSED DRAFT BUDGET EXCLUDING EARMARKED FUNDING

The changes in earmarked funding, such as Windsor Framework not being included in Budget 2025-26, makes meaningful year on year comparison difficult. Therefore, the Table below shows the position excluding earmarked funding.

DAY TO DAY SPENDING	2025-26	2026-27	YEAR ON YEAR CHANGE	2027-28	YEAR ON YEAR CHANGE	2028-29	YEAR ON YEAR CHANGE
Agriculture, Environment and Rural Affairs	136	135	-1	140	5	142	2
Communities	390	389	-1	399	10	403	4
Economy	404	403	-1	412	9	414	2
Education	1,626	1,641	14	1,667	26	1,704	37
Finance	84	83	-1	84	1	83	0
Health	4,253	4,275	21	4,341	67	4,417	76
Infrastructure	329	331	2	343	12	350	7
Justice	700	704	3	719	16	727	7
The Executive Office	44	44	0	45	1	45	0
Non-Ministerial departments	67	69	2	72	3	71	0
TOTAL	8,034	8,073	39	8,222	148	8,356	134

Totals may not add due to rounding.

Excludes earmarked funding.

ONS projections show the population increasing from 1,933,375 in 2025-26 to 1,945,254 in 2028-29 ([Principal projection - Northern Ireland summary - Office for National Statistics](#)).

2025-26 spend per head figures differ from Budget 2025-26 publications, reflecting updated population estimates.

