



Knowledge Exchange Seminar Series (KESS)

...is a forum that encourages debate on a wide range of research findings, with the overall aim of promoting evidence-based policy and law-making within Northern Ireland



Legacies of Conflict:

Evidence from the Poverty and Social Exclusion Survey 2012

24th October 2013

Mike Tomlinson
Queen's University Belfast

What happened?

- ❖ Prevalence of each type of experience
- ❖ Intensity of experience
- ❖ When worst experience took place

To whom did it happen?

- Gender
- Community background
- Age
- Households

What are the impacts?

- ✧ Unemployment
- ✧ Deprivation
- ✧ Poor mental and physical health

What happened?

- ❖ Prevalence of each type of experience

<i>Did you experience...? Someone killed</i>	% of adults
No-one close was killed	65.2
A close friend was killed	10.7
A close relative was killed	10.0
Someone else you knew personally was killed	24.7

- ❖ Intensity of experience

<i>Did you experience...? Someone killed</i>	% of adults
Either close friend OR relative was killed	17.1
Two or more of close friend, close relative and other	6.7

What happened?

- ❖ Prevalence of each type of experience

<i>Did you experience...? Someone physically injured</i>	% of adults
No-one you knew was injured	67.0
A close friend was injured	10.73
A close relative was injured	11.6
Someone else you knew personally was injured	20.5

- ❖ Intensity of experience

<i>Did you experience...? Someone physically injured</i>	% of adults
Either close friend, relative or someone else injured	24.4
Two or more of close friend, close relative and other	7.4

What happened?

- ❖ Prevalence of each type of experience

<i>Did you witness...?</i> Violent event	% of adults
No Troubles event	43.4
Rioting	35.6
A bomb explosion	33.0
Gunfire	22.4
Someone being assaulted	19.6
Other serious violence	10.0
A murder	3.0

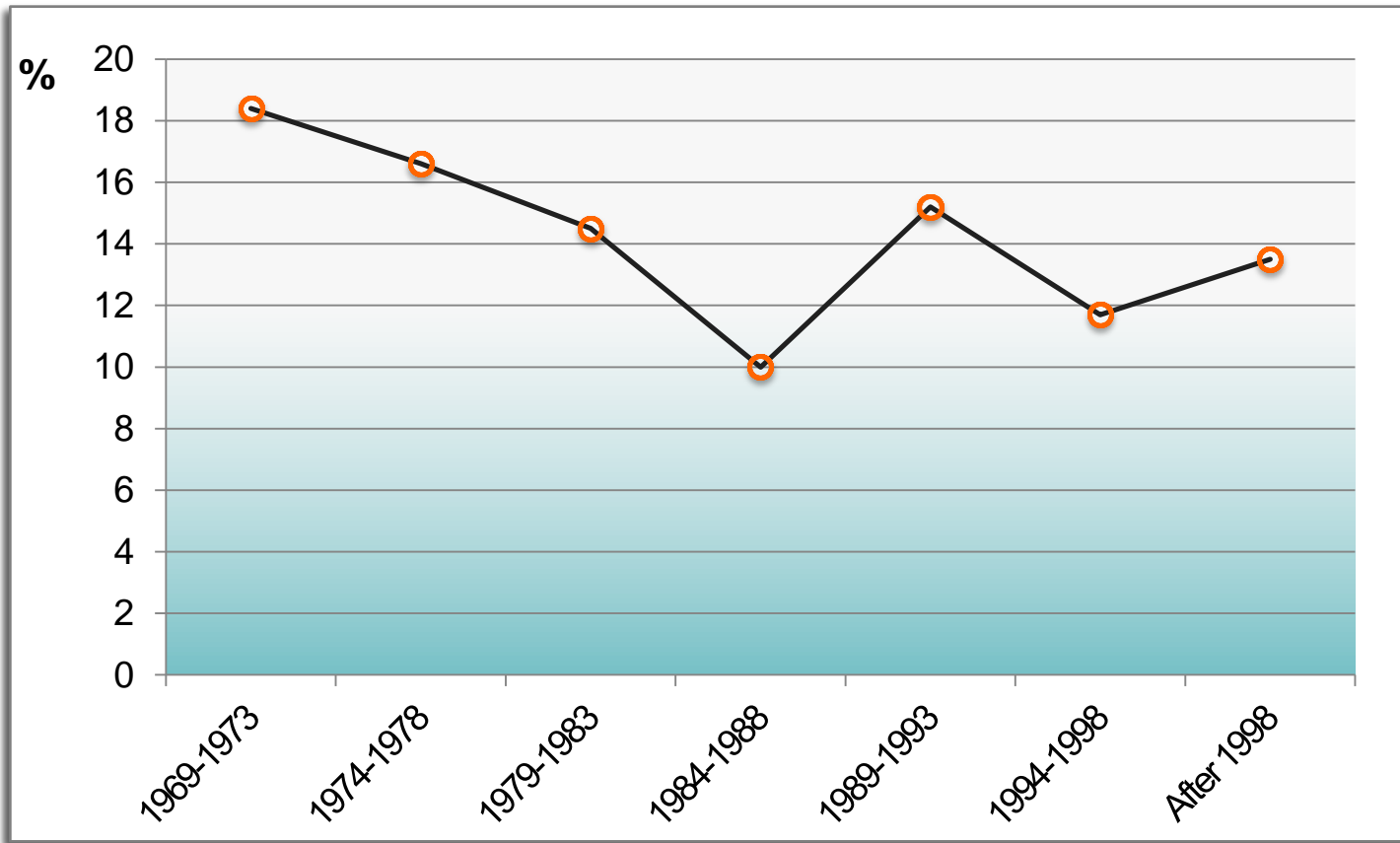
What happened?

- ❖ Prevalence of each type of experience

<i>Other events...?</i>	% of adults
Know someone who spent time in prison	19.0
House searched by police/army	8.8
Move house due to attack, intimidation, threats...	4.4
Leave job due to attack, intimidation, threats...	3.7

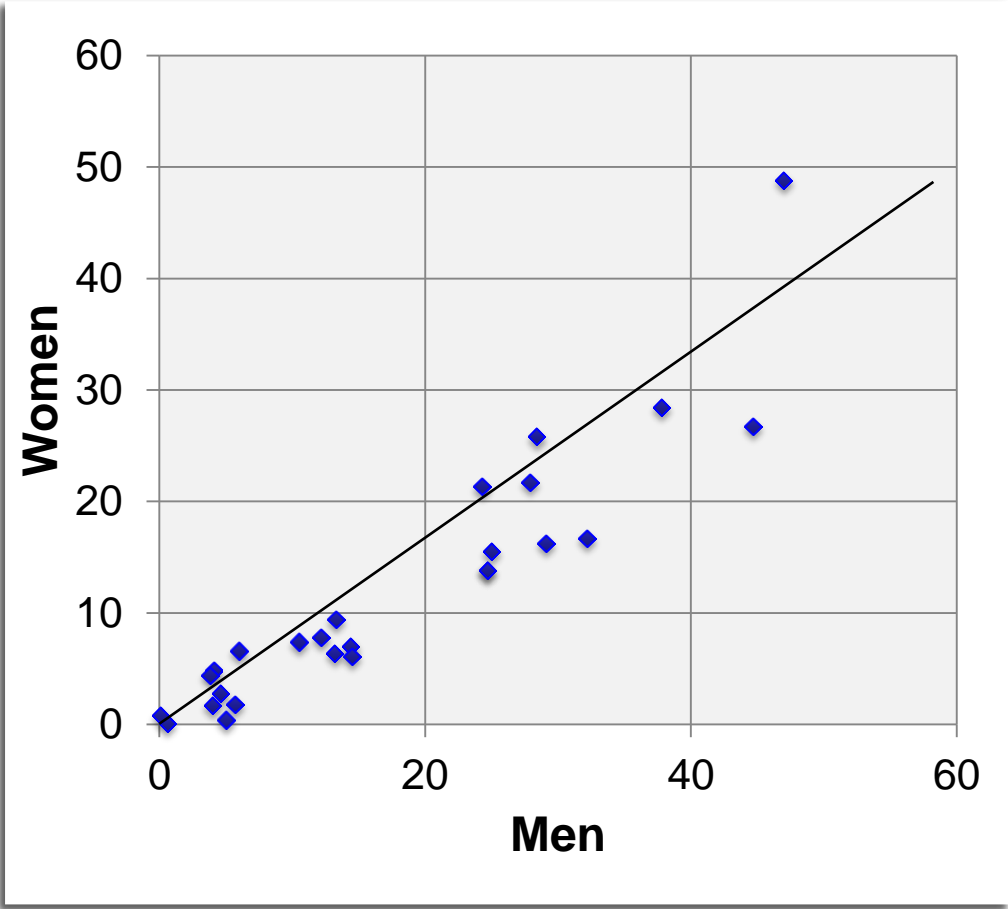
What happened?

❖ When worst experience took place



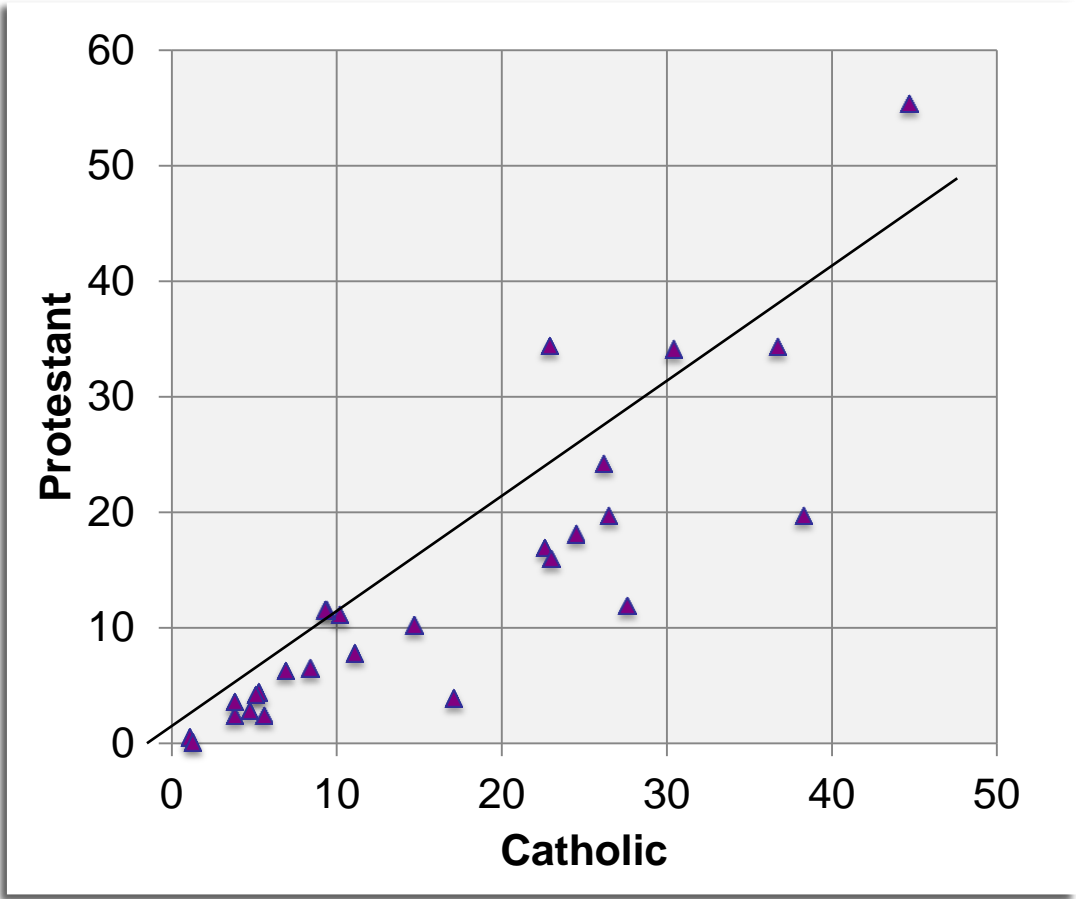
To whom did it happen?

➤ Gender



To whom did it happen?

- Community background



To whom did it happen?

- Age: 45-64 yr olds compared to 16-34 yr olds

	Risk Ratio		Risk Ratio
CFK	3.7	Pris	0.8
CRK	1.5	PrisS	1.8
SelfI	1.6	PrisCF	2.1
CFI	3.0	PrisCR	0.5
CRI	1.7	HSE	2.5
WitB	3.9	MVH	1.7
WitM	3.2	MVJ	3.3
WitG	3.2	WitR	1.2
WitO	0.8	WitA	0.7

To whom did it happen?

➤ Households

	Single Pensioner	Pensioner adults only	Single non-pensioner	Non-pensioner adults	Single parent	Adults + children	All adults
CFK	9.1	11.6	16.2	14.2	9.3	6.5	10.7
Selfl	5.5	2	9.9	2.7	2.9	3.6	3.9
WitM	2.3	3.4	5.8	2.7	1.7	2.5	3

What are the impacts?

- ✧ Unemployment
- ✧ Deprivation

%	1. NONE	2. KO	3. IO	4. K+I
Up to 12 months unemployed in last 5 years	6.4	7.1	11.5	5.0
12 months or more unemployment in last five years	9.8	7.7	10.9	10.5
Deprivation 3+	30.2	24.2	39.4	38.2

What are the impacts?

✧ Poor mental and physical health: *Life Satisfaction*

	0 to 4	5 to 6	7 to 10	Ave rating
<i>GB 2012-2013</i>				
All	5.75	17.22	77.03	7.45
Disabled	12.57	24.33	63.09	6.82
Unemployed	14.10	28.77	57.14	6.58
<i>PSE-NI 2012</i>				
CFK	15.7	21.4	62.9	6.89
Selfl	17.8	24.5	57.8	6.45
CFI	12.3	19.3	68.4	7.03
WitM	23.3	18	58.7	6.6
No Troubles experience	5.4	13.6	81.1	7.68

What are the impacts?

✧ Poor mental and physical health

<i>Risk ratios</i>	GHQ 4+	General Health bad/very bad	Illness for 12 months
CFK	1.6	2.2	1.6
SelfI	2.4	2.7	2.1
CRI	1.5	2.3	1.3
WitM	1.8	2.4	1.4
WitR	1.4	1.5	1.3
WitA	1.9	2.3	1.4
PrisS	0.9	2.7	1.4
HSE	1.6	1.9	1.7
MVH	1.9	2.7	1.8



Northern Ireland
Assembly



The Open University



Knowledge Exchange Seminar Series (KESS)

...is a forum that encourages debate on a wide range of research findings, with the overall aim of promoting evidence-based policy and law-making within Northern Ireland