



Justice Performance Team
Glyn Capper

Access to Justice Directorate
Massey House
Stormont Estate, Belfast
BT4 3SX
Tel: 028 90169511
Email: glyn.capper@justice-ni.gov.uk

William Humphrey MBE MLA
Chairperson
Public Accounts Committee
Email: Committee.publicaccounts@niassembly.gov.uk

21 June 2021

Dear Mr Humphrey

PUBLIC ACCOUNTS COMMITTEE - REQUEST FOR FOLLOW UP INFORMATION RE EVIDENCE SESSION ON SPEEDING UP JUSTICE

Following Peter May's note of 10 June, please find attached at Annex A the Average Time Taken to Complete Criminal Cases report for the 12 months to 31 March 2021 and an example of the more detailed reporting used to help analyse performance.

Yours sincerely

GLYN CAPPER

Copy distribution
Peter May
Anthony Harbinson
Andy McKnight

Average time taken to complete criminal cases



Case Processing
Times Infographic -

Example of more detailed reporting used to help analyse performance



Average time taken
to complete criminal

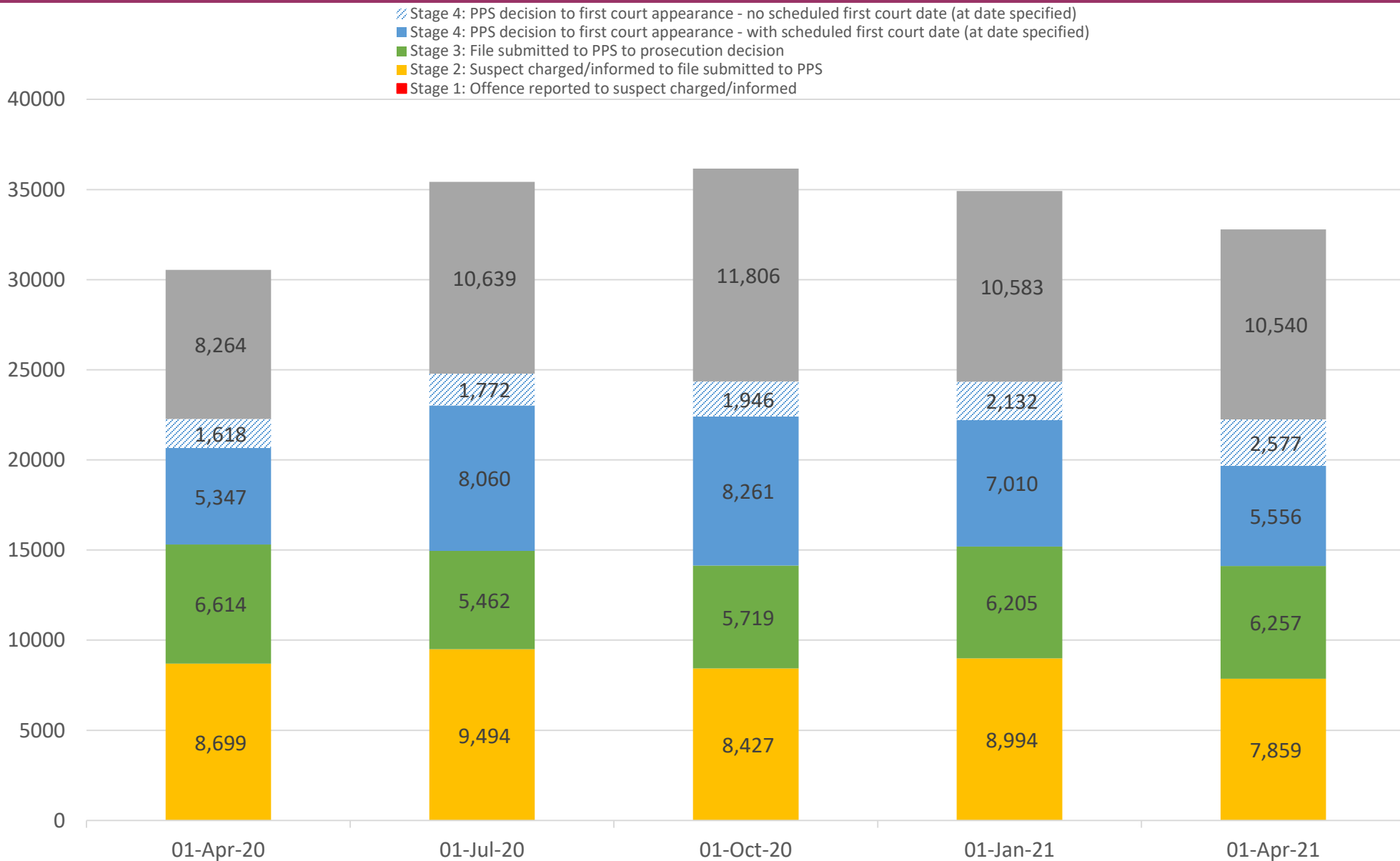
Example of detailed reporting used to help analyse performance

Average Time Taken to Complete Criminal Cases from the date the incident is reported to disposal at court - Case Processing Times to Q4 2020-21 (provisional)

Official Sensitive – Do not share without permission

Notes: 1. All figures are based on rolling 12 months data unless stated otherwise. Median days for the 6 year trend line relates to annual Q4 figures with final (coloured) point relating to the current quarter. 2. Figures relate to cases disposed at court during the time period specified. Each period is a financial year, running from 1 April to the following 31 March. 3. Figures relate to cases brought on behalf of the PSNI, Harbour and Airport police in Northern Ireland that resulted in a court disposal. Appeals are not included. 4. Figures up to 2017-18 do not include cases where the case was dismissed but a caution was administered. From 2018-19, cases dealt with at Crown Court, but which resulted in an out of court diversion, were included. Fixed penalty registrations, penalty notices for disorder or cases resulting from a breach of a court order were also excluded. Successful youth engagement cases were also excluded. 5. In some cases, dates relating to offence reported date have been adjusted to equal the date defendant charged/informed. This is because these cases were likely to originally have been fixed penalty cases which resulted in a prosecution, where the fixed penalty process had not been successful. No date for the start of the prosecution process is available from management data in relation to these cases. 6. Care should be taken in interpreting some of the figures, due to the small number of cases involved. 7. 'Other' offences relates to 'Sexual Other', 'Possession of Weapons', 'Fraud', 'Liquor Licencing' and 'Miscellaneous' offences. Dashboards prior to Q3 2020/21 included Motoring offences within the Other category, 'Other' has since been revised and cannot be compared to previous dashboards. 8. A review of offences within offence categories was conducted in early 2020. Figures for 2020/21 onwards are reported in line with the revised categorisation. 9. Annual statistical bulletins relating to case processing time are available at <https://www.justice-ni.gov.uk/articles/prosecutions-and-convictions>.

Defendants at Stages 2 to 5



There are 32,789 defendants between stages 2 to 5.

This is 2,247 more than the start April 2020, but 2,135 less than the start of January 2021.

Notes:

The information included in this Dashboard is based on live information and it has not been possible to go through the rigorous validation exercises that would normally be completed for information. All information should therefore be treated as provisional and may be subject to revisions.

Figures for dates prior to April 2021 have been revised, to take into account updates to data extracts following revisions to specifications for inclusion. Due to more detailed and more complete data being included in the new extract, more live cases, particularly cases at Stage 4, are able to be identified

Figures for adult and youth magistrates' summons cases exclude cases that had more than five summons issued and which had still not completed stage 4.

Stage 1 data (overleaf) has been provided by PSNI, whereas Stages 2 to 5 have been extracted from Causeway and relate to cases brought on behalf of the PSNI, NCA, Harbour and Airport police in Northern Ireland. These two live case sources have been analysed separately, as PSNI Stage 1 cases may not progress further into Stages 2 to 5 of the justice system.

Crown Court Performance - Regional

Crown Court Combined
—
Charge and Summons

median number of days from date incident reported to disposal at court

region	2014-15	previous quarter	current quarter provisional	change from 2014-15	change from 2019-20	change from previous	annual trend
NI	476	563	573	97	8	10	
7 Antrim	534	547	680	146	83	133	
2 Craigavon	449	530	529	80	10	(1)	
Downpatrick	424	557	-				
5 Dungannon	476	602	630	154	(17)	28	
3 Laganside	476	548	566	90	17	18	
4 Londonderry	437	635	568	131	(110)	(67)	
6 Newry	530	493	652	122	164	159	

number of cases (by number of suspects)

2014-15	2015-16	2016-17	2017-18	2018-19	2019-20	2020-21	annual trend
1,590	815	1,857	1,227	1,227	1,308	873	
204	122	253	151	186	152	54	
165	100	286	190	151	149	112	
126	89	216	88	74	141	-	
187	107	237	137	114	125	79	
610	251	449	461	443	476	478	
147	77	222	97	114	151	91	
151	69	194	103	145	114	59	

Charge Cases

region	2014-15	previous quarter	current quarter provisional	change from 2014-15	change from 2019-20	change from previous	annual trend
NI	413	437	469	56	59	32	
5 Antrim	449	432	485	36	93	53	
4 Craigavon	402	423	467	65	114	44	
Downpatrick	386	436	-				
7 Dungannon	432	474	539	107	103	65	
3 Laganside	413	418	444	31	24	26	
6 Londonderry	397	481	488	91	30	7	
2 Newry	448	377	409	(39)	18	33	

2014-15	2015-16	2016-17	2017-18	2018-19	2019-20	2020-21	annual trend
987	502	1,032	671	691	667	568	
134	68	149	82	87	74	35	
105	55	146	108	84	73	76	
87	60	129	44	44	78	-	
111	64	118	63	53	47	52	
387	174	271	266	270	257	312	
76	37	113	51	65	75	66	
87	44	106	57	88	63	27	

Summons Cases


region	2014-15	previous quarter	current quarter provisional	change from 2014-15	change from 2019-20	change from previous	annual trend
NI	647	944	937	290	76	(7)	
5 Antrim	782	1020	1065	283	117	45	
2 Craigavon	568	953	818	250	149	(136)	
Downpatrick	528	918	-				
6 Dungannon	589	970	1072	483	148	102	
4 Laganside	675	891	901	226	65	10	
7 Londonderry	668	1387	1229	561	160	(158)	
3 Newry	672	756	838	166	31	82	

2014-15	2015-16	2016-17	2017-18	2018-19	2019-20	2020-21	annual trend
603	313	825	556	536	641	305	
70	54	104	69	99	78	19	
60	45	140	82	67	76	36	
39	29	87	44	30	63	-	
76	43	119	74	61	78	27	
223	77	178	195	173	219	166	
71	40	109	46	49	76	25	
64	25	88	46	57	51	32	


Crown Court Performance - Regional Stage Analysis

Median days taken for each stage, by region for charge and summons cases. Medians for individual stages only reflect the median time for that stage and should not be totalled.

Charge Cases



Summons Cases



- Stage 1: offence reported to PSNI to suspect charged/informed
- Stage 2: suspect charged/informed to file submitted to PPS
- Stage 3: file submitted to PPS to prosecution decision
- Stage 4: PPS decision to first court appearance
- Stage 5: first court appearance to court disposal

Adult Magistrates' Court Performance - Regional

Adult Magistrates' Combined — Charge and Summons

median number of days from date incident reported to disposal at court





























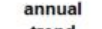
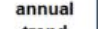

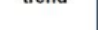






number of cases (by number of suspects)

region	median number of days from date incident reported to disposal at court				number of cases (by number of suspects)										
	2014-15	previous quarter	current quarter provisional	change from 2014-15	change from 2019-20	change from previous quarter	annual trend	2014-15	2015-16	2016-17	2017-18	2018-19	2019-20	2020-21	annual trend
NI	132	160	178	● 46	● 42	● 18		22,351	20,911	21,151	20,692	21,570	21,287	16,270	
1 Antrim	120	128	139	● 19	● 37	● 11		621	568	606	624	732	700	615	
9 Armagh	129	169	186	● 57	● 36	● 17		596	602	589	598	614	589	433	
2 Ballymena	122	120	143	● 21	● 45	● 23		716	784	875	924	1,028	1,127	805	
8 Banbridge	102	153	173	● 71	● 63	● 21		462	414	403	434	418	350	348	
11 Coleraine	116	182	197	● 81	● 62	● 15		961	903	952	845	916	998	876	
12 Craigavon	147	186	198	● 51	● 64	● 12		1,462	1,342	1,544	1,433	1,686	1,484	1,126	
14 Downpatrick	165	180	201	● 36	● 51	● 21		747	699	691	705	658	552	436	
3 Dungannon	126	156	151	● 25	● 9	● (6)		1,070	1,055	748	805	831	885	694	
12 Enniskillen	122	184	198	● 76	● 36	● 14		691	727	757	682	602	609	435	
5 Laganside	135	148	164	● 29	● 23	● 16		6,021	5,813	6,477	6,244	6,373	6,669	5,197	
16 Limavady	123	166	207	● 84	● 74	● 41		404	356	329	312	305	271	189	
5 Lisburn	170	154	164	● (6)	● 12	● 10		1,052	1,075	972	1,120	1,088	1,059	775	
14 Londonderry	124	177	201	● 77	● 74	● 24		2,039	1,675	1,735	1,577	1,590	1,686	1,309	
18 Magherafelt	124	172	224	● 100	● 87	● 52		473	398	432	360	364	443	357	
10 Newry	101	165	188	● 87	● 63	● 23		1,380	1,339	1,262	1,290	1,509	1,255	972	
7 Newtownards	159	153	171	● 12	● 28	● 18		2,251	1,888	1,750	1,743	1,869	1,845	1,151	
4 Omagh	113	162	163	● 50	● 36	● 1		579	585	497	423	448	411	301	
16 Strabane	109	179	207	● 98	● 63	● 28		826	688	532	573	539	354	251	

Adult Magistrates' Court Performance - Regional



























median number of days from date incident reported to disposal at court

number of cases (by number of suspects)

region	median number of days from date incident reported to disposal at court			change from 2014-15	change from 2019-20	change from previous quarter	annual trend	number of cases (by number of suspects)							annual trend
	2014-15	previous quarter	current quarter provisional					2014-15	2015-16	2016-17	2017-18	2018-19	2019-20	2020-21	
NI	67	103	123	● 56	● 51	● 20		7,114	6,900	6,868	6,508	6,641	6,971	6,078	
9 Antrim	62	104	122	● 60	● 48	● 18		231	176	179	186	185	226	164	
6 Armagh	67	119	119	● 52	● 33	● 0		208	203	208	164	183	182	125	
7 Ballymena	67	96	120	● 53	● 52	● 24		292	269	304	339	371	392	280	
12 Banbridge	53	109	128	● 75	● 57	● 19		167	143	143	142	122	121	138	
2 Coleraine	56	92	116	● 60	● 37	● 24		323	422	391	364	404	380	340	
15 Craigavon	73	118	148	● 75	● 70	● 30		481	481	489	404	452	456	378	
16 Downpatrick	80	100	151	● 71	● 85	● 52		201	172	170	183	170	166	145	
1 Dungannon	84	81	101	● 17	● 23	● 20		354	299	261	297	266	330	315	
8 Enniskillen	80	102	121	● 41	● 41	● 19		237	288	287	250	201	231	170	
4 Laganside	70	97	117	● 47	● 49	● 20		1,970	2,021	2,089	2,022	2,145	2,312	2,047	
11 Limavady	63	112	127	● 64	● 67	● 15		121	108	105	96	113	95	68	
5 Lisburn	76	105	118	● 42	● 33	● 13		345	311	331	322	384	386	323	
13 Londonderry	66	106	136	● 70	● 73	● 30		717	599	642	578	521	609	621	
18 Magherafelt	72	144	234	● 162	● 121	● 90		111	75	104	89	105	106	98	
3 Newry	42	101	116	● 74	● 66	● 15		599	501	463	458	365	383	400	
10 Newtownards	67	115	125	● 58	● 27	● 11		448	456	427	336	390	346	265	
13 Omagh	64	113	136	● 72	● 75	● 23		177	217	157	168	153	158	117	
17 Strabane	79	106	152	● 73	● 65	● 46		132	159	118	110	111	92	84	

Charge Cases

Summons Cases

region	median number of days from date incident reported to disposal at court			change from 2014-15	change from 2019-20	change from previous quarter	annual trend	number of cases (by number of suspects)							annual trend
	2014-15	previous quarter	current quarter provisional					2014-15	2015-16	2016-17	2017-18	2018-19	2019-20	2020-21	
NI	165	198	212	● 47	● 140	● 14		15,237	14,011	14,283	14,184	14,929	14,316	10,192	
1 Antrim	147	141	141	● (6)	● 68	● 1		390	392	427	438	547	474	451	
8 Armagh	159	195	214	● 55	● 128	● 19		388	399	381	434	431	407	308	
2 Ballymena	165	133	154	● (11)	● 86	● 21		424	515	571	585	657	735	525	
5 Banbridge	143	179	191	● 48	● 120	● 12		295	271	260	292	296	229	210	
17 Coleraine	146	231	244	● 98	● 165	● 13		638	481	561	481	512	618	536	
10 Craigavon	189	212	220	● 31	● 143	● 8		981	861	1,055	1,029	1,234	1,028	748	
12 Downpatrick	196	216	230	● 34	● 164	● 14		546	527	521	522	488	386	291	
6 Dungannon	153	213	200	● 47	● 122	● (13)		716	756	487	508	565	555	379	
14 Enniskillen	146	232	236	● 90	● 156	● 4		454	439	470	432	401	378	265	
7 Laganside	176	197	210	● 34	● 142	● 13		4,051	3,792	4,388	4,222	4,228	4,357	3,150	
18 Limavady	149	208	248	● 99	● 188	● 40		283	248	224	216	192	176	121	
9 Lisburn	219	209	217	● (3)	● 132	● 8		707	764	641	798	704	673	452	
13 Londonderry	153	228	236	● 83	● 173	● 8		1,322	1,076	1,093	999	1,069	1,077	688	
11 Magherafelt	143	177	224	● 81	● 112	● 47		362	323	328	271	259	337	259	
16 Newry	158	209	239	● 81	● 189	● 30		781	838	799	832	1,144	872	572	
4 Newtownards	182	168	184	● 2	● 86	● 17		1,803	1,432	1,323	1,407	1,479	1,499	886	
3 Omagh	135	192	180	● 45	● 119	● (13)		402	368	340	255	295	253	184	
14 Strabane	117	212	236	● 119	● 149	● 25		694	529	414	463	428	262	167	

Youth Magistrates' Court Performance - Regional

Youth Magistrates' Combined - Charge and Summons

median number of days from date incident reported to disposal at court

region	2014-15	previous quarter	current quarter provisional	change from 2014-15	change from 2019-20	change from previous quarter	annual trend
NI	161	240	272	● 111	● 69	● 32	
11 Antrim	254	232	278	● 24	● 38	● 46	
10 Armagh	135	267	267	● 132	● 10	● 0	
4 Ballymena	133	231	224	● 91	● 49	● (7)	
1 Banbridge	130	117	117	● (13)	● (237)	● 0	
5 Coleraine	136	285	231	● 95	● 91	● (55)	
6 Craigavon	141	193	238	● 97	● 31	● 45	
2 Downpatrick	162	196	203	● 41	● (19)	● 8	
7 Dungannon	208	238	248	● 40	● 16	● 10	
14 Enniskillen	178	235	323	● 145	● 52	● 88	
13 Laganside	167	256	301	● 134	● 96	● 45	
17 Limavady	152	302	347	● 195	● 90	● 45	
16 Lisburn	162	223	327	● 165	● 107	● 104	
3 Londonderry	148	193	204	● 56	● (11)	● 11	
15 Magherafelt	237	326	326	● 89	● (375)	● 0	
8 Newry	118	259	259	● 141	● 72	● 0	
12 Newtownards	154	252	293	● 139	● 123	● 41	
9 Omagh	125	191	259	● 134	● 109	● 68	
18 Strabane	203	487	428	● 225	● 129	● (59)	

number of cases (by number of suspects)

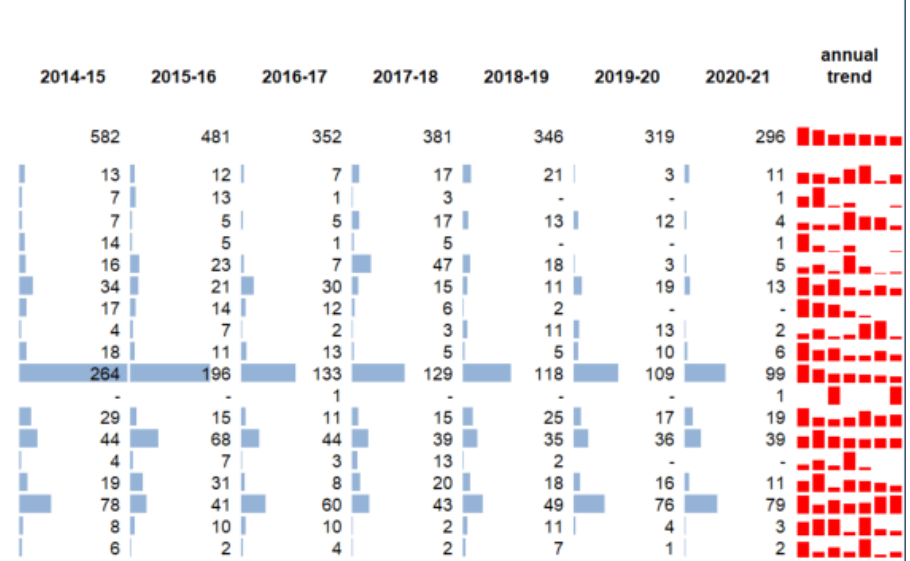
region	2014-15	2015-16	2016-17	2017-18	2018-19	2019-20	2020-21	annual trend
NI	1,336	1,292	1,127	1,076	996	990	733	
11 Antrim	29	24	30	34	41	30	28	
10 Armagh	21	27	19	14	6	3	5	
4 Ballymena	19	28	33	54	37	46	19	
1 Banbridge	37	13	8	14	2	3	3	
5 Coleraine	38	48	41	98	37	25	42	
6 Craigavon	64	59	66	52	71	72	49	
2 Downpatrick	45	44	41	23	11	10	3	
7 Dungannon	37	43	36	20	39	61	21	
14 Enniskillen	59	47	45	41	20	42	29	
13 Laganside	522	444	344	334	287	270	189	
17 Limavady	3	3	7	1	4	1	3	
16 Lisburn	51	42	41	44	47	43	46	
3 Londonderry	127	190	142	109	102	103	78	
15 Magherafelt	25	30	21	29	19	5	4	
8 Newry	43	58	41	57	69	61	42	
12 Newtownards	168	140	170	120	149	185	151	
9 Omagh	28	34	23	13	36	23	15	
18 Strabane	20	18	19	19	19	7	6	

Youth Magistrates' Court Performance - Regional

median number of days from date incident reported to disposal at court

region	2014-15	previous quarter	current quarter provisional	change from 2014-15	change from 2019-20	change from previous quarter	annual trend
NI	106	175	187	81	70	12	
10 Antrim	254	193	205	(49)	(109)	12	
14 Armagh	53	267	267	214	267	0	
3 Ballymena	115	116	54	(61)	(71)	(62)	
18 Banbridge	51	377	377	326	377	0	
5 Coleraine	61	131	130	69	56	(1)	
7 Craigavon	108	152	142	34	12	(10)	
Downpatrick	112	-	-	-	-	-	
12 Dungannon	134	419	216	82	103	(203)	
16 Enniskillen	105	463	343	238	(113)	(121)	
13 Laganside	120	191	234	114	133	43	
17 Limavady	-	347	347	347	347	0	
9 Lisburn	108	180	180	72	(3)	1	
4 Londonderry	86	123	123	37	18	0	
Magherafelt	288	-	-	-	-	-	
5 Newry	89	116	130	41	24	14	
11 Newtownards	95	168	207	112	95	39	
8 Omagh	111	177	151	40	57	(26)	
15 Strabane	102	-	268	-	-	-	

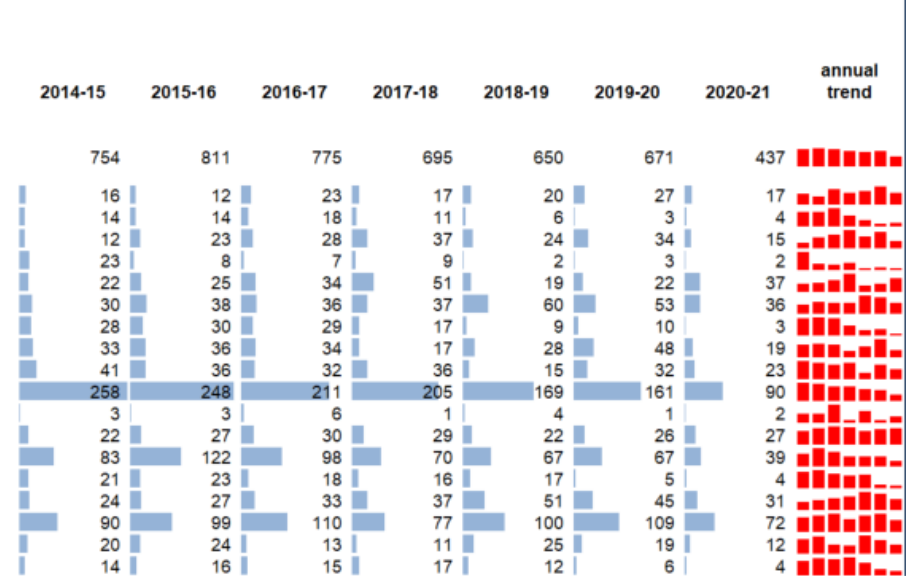
number of cases (by number of suspects)



Charge Cases

Summons Cases

region	2014-15	previous quarter	current quarter provisional	change from 2014-15	change from 2019-20	change from previous quarter	annual trend
NI	226	293	326	100	84	33	
8 Antrim	252	291	291	39	59	0	
5 Armagh	222	214	270	48	13	56	
7 Ballymena	187	297	290	103	105	(7)	
1 Banbridge	213	108	108	(105)	(246)	0	
3 Coleraine	203	295	237	34	(42)	(58)	
6 Craigavon	198	285	281	83	61	(4)	
2 Downpatrick	213	196	203	(10)	(19)	8	
4 Dungannon	216	235	248	32	1	13	
8 Enniskillen	238	215	291	53	60	77	
15 Laganside	257	331	405	148	119	74	
17 Limavady	152	257	458	306	201	201	
16 Lisburn	274	389	406	132	178	17	
4 Londonderry	178	246	313	135	15	67	
13 Magherafelt	218	326	326	108	(375)	0	
12 Newry	174	313	315	141	52	2	
14 Newtownards	224	330	355	131	151	25	
10 Omagh	134	259	295	161	145	36	
18 Strabane	272	487	517	245	223	30	



Average Time Taken to Complete Criminal Cases

from the date the incident is reported to disposal at court

Q4 2020-21 (provisional)



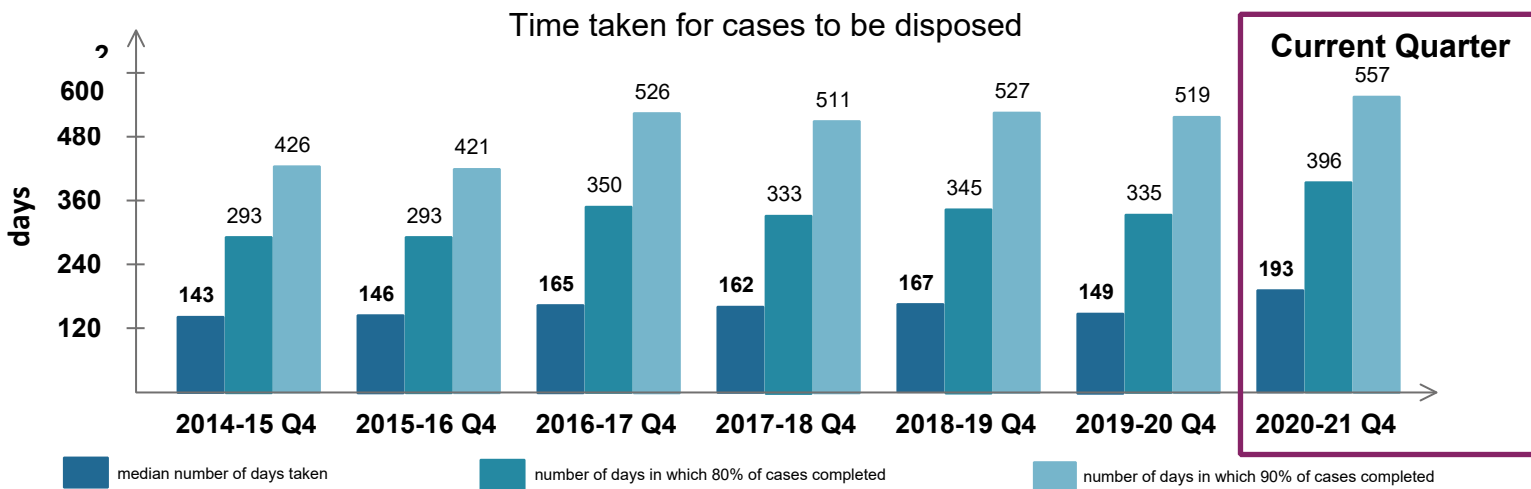
The median time taken for a case to be disposed at court from the date the incident was reported, across all courts

193 days

This is an **increase of 19 days (10.9%)** from the previous quarter, Q3 2020-21 (174 days) and still higher than the 2014-15 baseline (143 days)




Overall Trends



Case and Court Breakdown

Crown Court



charge cases:
467 days
(up 30 days)



summons cases:
937 days
(down 7 days)



Adult Magistrates' Courts



charge cases:
123 days
(up 20 days)



summons cases:
212 days
(up 14 days)



Youth Magistrates' Courts



charge cases:
187 days
(up 12 days)



summons cases:
326 days
(up 33 days)

