



Northern Ireland  
Assembly

## Research and Information Service Briefing Paper

---

Paper 75/12

20 April 2012

NIAR 218-12

**Bronagh Gillen**

# Programme for Government Northern Ireland 2008-11 – departmental performance

## 1 Background and methodology

This briefing paper is to provide an analysis of departmental performance against targets outlined in the 2008-11 Programme for Government (PfG). This has been achieved by ascertaining the progress to date in relation to the targets contained in the 23 Public Service Agreements (PSAs). It aims to breakdown the data by government department for comparative purposes.

All data used within this paper has been collated from:

1. OFMdFM Economic Policy Unit and DFP Performance Efficiency Delivery Unit, *Programme for Government 2008-11 Delivery Report. Progress up to September 2010* (February 2011).
2. Northern Ireland Executive, *Programme for Government 2008-11*.

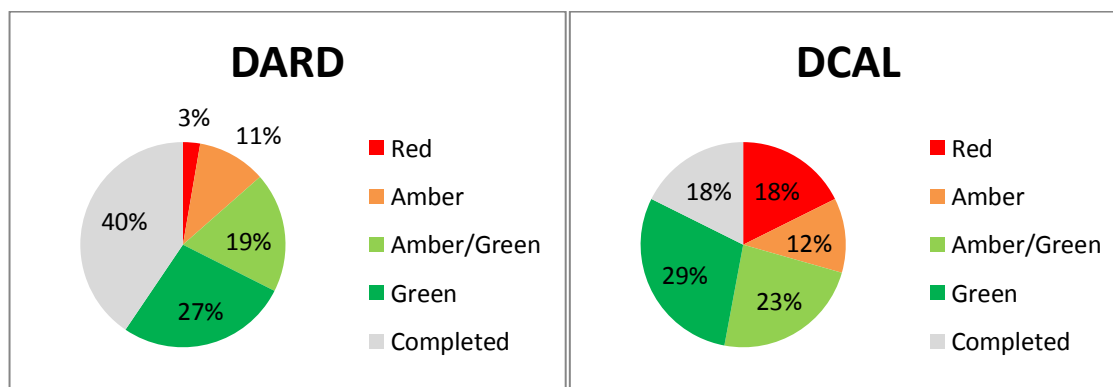
The researcher used data contained within Annex 3 of the PfG delivery report which covered **progress up to 30 September 2010**.<sup>1</sup> The targets contained within each PSA have been matched to a government department using data contained within Annex 1 of the PfG 2008-11.<sup>2</sup> Progress against targets has been assessed using the Red/Amber/Green (RAG) framework. Targets that have been highlighted Red are considered at risk of not being completed. Amber highlights that there has been some progress made but there is significant doubt around the achievement of the target outcomes in the targeted timeframe. Those that are highlighted Green have been achieved or are on target.<sup>3</sup>

It should be noted that **some PSAs contained within Annex 1 of the PfG 2008 -11 have been matched to more than one department and does not explicitly name any one department as the 'lead'**. In this case, the target has been shared across departments equally. Any targets that have been classified as 'closed' have not been included. Furthermore, some targets contained within the PfG for 2008-11 have been carried over to the 2011-15 PfG<sup>4</sup>.

## 2 Departmental comparisons

The following data enables a comparison on the performance of DARD against other government departments in relation to targets contained in the Northern Ireland PfG 2008-11. The data shows departmental performance in meeting targets outlined in PSAs 1-23.

### 2.1 Pie charts showing PfG department performance

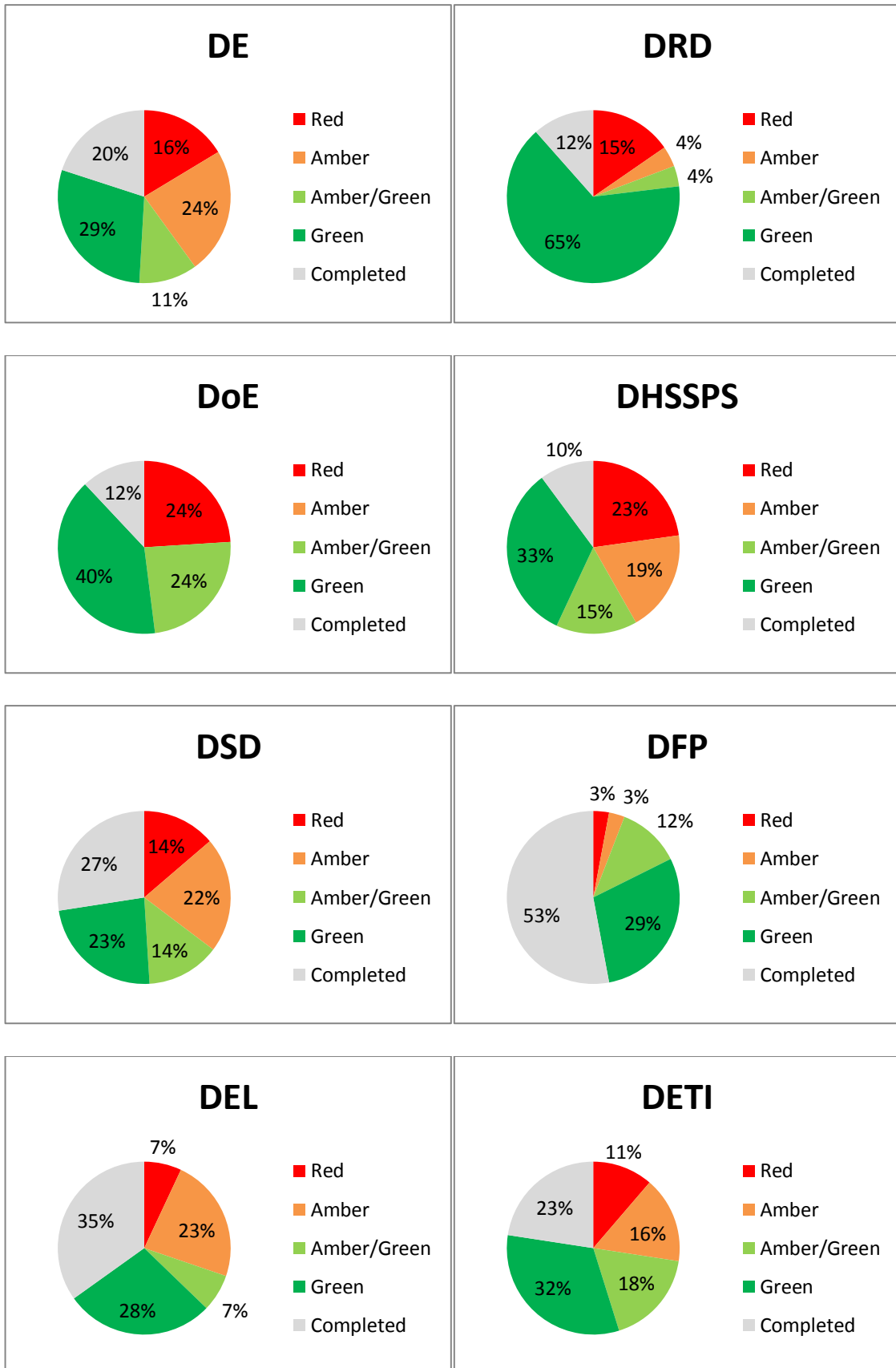


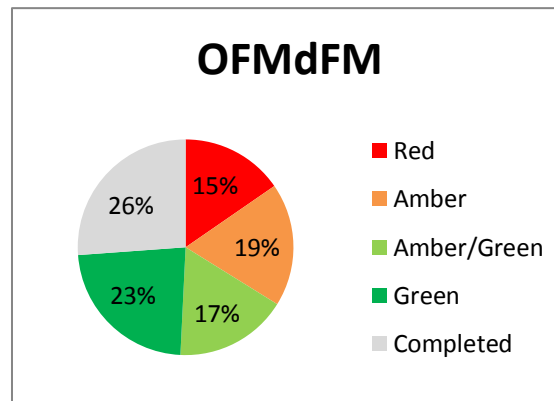
<sup>1</sup> OFMdfM Economic Policy Unit and DFP Performance Efficiency Delivery Unit, Programme for Government 2008-11 Delivery Report. Progress up to September 2010 (February 2011)

<sup>2</sup> The Northern Ireland Executive, Programme for Government 2008-11. Available at: <http://www.northernireland.gov.uk/pfgfinal.pdf>

<sup>3</sup> OFMdfM Economic Policy Unit and DFP Performance Efficiency Delivery Unit, The Northern Ireland Executive's Programme for Government 2008-11 Delivery Report for period 1 April 2008 – 31 March 2009. (June 2009) Available at: <http://www.northernireland.gov.uk/pfg-delivery-report0809.pdf>

<sup>4</sup> Northern Ireland Executive, Programme for Government 2011-15. Available at: <http://www.northernireland.gov.uk/pfg-2011-2015-final-report.pdf>





## 2.2 Table showing PfG departmental performance

| Department | Red | Amber | Amber/Green | Green | Completed |
|------------|-----|-------|-------------|-------|-----------|
| DARD       | 1   | 4     | 7           | 10    | 15        |
| DCAL       | 9   | 6     | 12          | 15    | 9         |
| DE         | 9   | 13    | 6           | 16    | 11        |
| DRD        | 4   | 1     | 1           | 17    | 3         |
| DoE        | 6   | 0     | 6           | 10    | 3         |
| DHSSPS     | 18  | 15    | 12          | 26    | 8         |
| DSD        | 7   | 11    | 7           | 12    | 14        |
| DFP        | 1   | 1     | 4           | 10    | 18        |
| DEL        | 3   | 10    | 3           | 12    | 15        |
| DETI       | 7   | 10    | 11          | 20    | 14        |
| OFMdFM     | 10  | 12    | 11          | 15    | 17        |